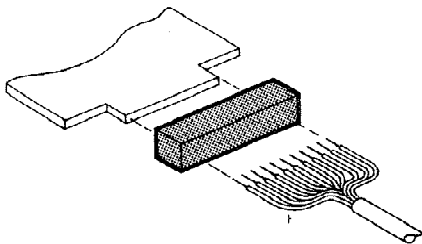
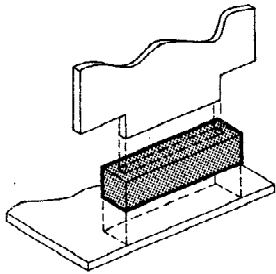



## Edge Connector Commercial

.156" (3.96mm) Density  
Dip Solder/Solder Eyelet

# CINCH



Mates with PC board fingers

### Features

- Dip solder tails, single readout, .156" (3.96mm) long
- Dip solder tails, double readout .156" (3.96mm) on .200" (5.08mm) row spacing, or .125" (3.18mm) long on .140" (3.56mm) row spacing
- Solder eyelet, single readout and double readout on .200" (5.08mm) row centers
- Available with unique tails for PC board retention; holds the connector firmly on the board during wave soldering operations
- Bifurcated semi-bellows contacts for added contact reliability
- Ideal for applications involving vibration or board irregularities
- Contact positions: 6, 10, 12, 15, 18, 22, 24, and 25
- Accepts single or double sided .062" (1.59mm) thick PC boards
- Available less mounting ears, or with .128" (3.25mm) mounting hole
- Meets applicable performance criteria of MIL-C-21097

### Performance Data

#### Materials

**Insulation Material:** UL 94V-0 rated glass-filled polyester

**Contact Material:** Spring brass

**Contact Plating:** Gold over nickel

#### Environmental

**Individual Contact Insertion and Separation Force:** 16 oz. maximum with .070" (1.78mm) blade; 1 oz. minimum with .054" (1.37mm) blade

**Shock:** Per MIL-STD-202E, Method 213, Condition C

**Operating Temperature:** -65°C to +105°C

**Vibration:** Per MIL-STD-202E, Method 204, Condition B

**Humidity:** Per MIL-STD-202E, Method 103, Condition B

### Electrical

**Withstanding Voltage:** 1800 VAC rms (@ sea level)

**Current Rating:** 5 Amps

**Contact Resistance:** 6 Milliohms maximum

**Insulation Resistance:** 5000 Megohms minimum

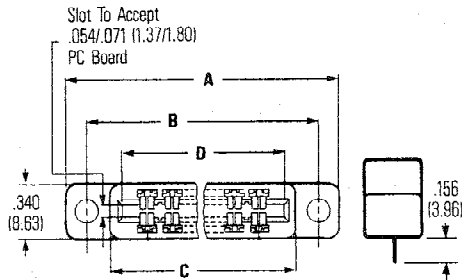
### Accessories

**Polarizing Key:** Two types (order separately): a) glass epoxy, for between-contact polarization Part No. 50-PK3 and b) glass-filled thermoplastic for in-contact polarization Part No. 50-PK4 See page 35 for more information

**Card Guide Posts:** (Order separately) Attach to mounting ears and guide PC board into connector Part No. 50-GP-2B See page 35 for more information

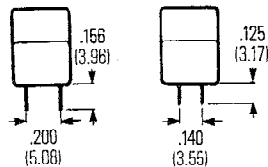
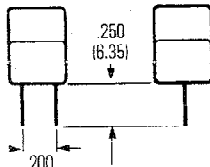
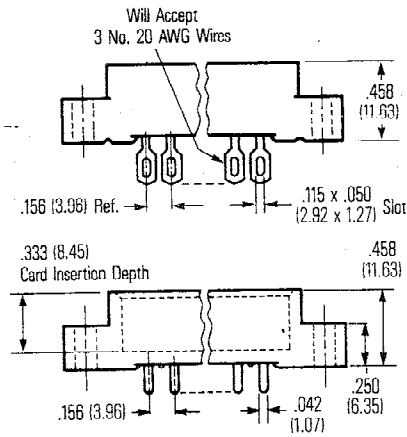
# Edge Connector Commercial

# .156" (3.96mm) Density Dip Solder/Solder Eyelet



## Dimensions

No. of Pos./Cont.	A		B		C		D	
	in	mm	in	mm	in	mm	in	mm
6/12	1.785	45.34	1.531	38.89	1.239	31.47	1.100	27.94
10/20	2.410	61.21	2.156	54.76	1.874	47.34	1.724	43.79
12/24	2.723	69.16	2.469	62.71	2.177	55.30	2.036	51.71
15/30	3.191	81.05	2.937	74.60	2.645	67.18	2.504	63.60
18/36	3.660	92.96	3.406	86.51	3.114	79.10	2.972	75.49
22/44	4.285	108.84	4.031	102.39	3.739	94.94	3.596	91.34
24/48	4.598	116.79	4.344	110.34	4.052	102.92	3.911	99.34
25/50	4.754	120.75	4.500	114.30	4.208	106.88	4.067	103.30



## Ordering Information

### Single Readout

No. of Pos./Cont.	.128" (3.25mm) Mounting Hole	
	Dip Solder Tails .156" (3.96mm) Long	Solder Eyelet
Part No.	Part No.	Part No.
6/6	50-6B-10	50-6A-20
10/10	50-10B-10	50-10A-20
12/12	50-12C-10	50-12A-20
15/15	50-15B-10	50-15A-20
18/18	50-18B-10	50-18A-20
22/22	50-22B-10	50-22A-20
25/25	50-25B-10	50-25A-20

### Double Readout

No. of Pos./Cont.	.128" (3.25mm) Mounting Hole		Less Mounting Ears	
	Solder Eyelet	Dip Solder Tails .156" (3.96mm) Long	Dip Solder Tails .125" (3.18mm) Long	Dip Solder Tails .140" (3.56mm) Long
Part No.	Part No.	Part No.	Part No.	
6/12	50-12A-30	50-12B-10	50-12S-30-2	50-12S-30-1
10/20	50-20A-30	50-20B-10	50-20S-30-2	50-20S-30-1
12/24	50-24A-30	50-24B-10	50-24S-30-2	50-24S-30-1
15/30	50-30A-30	50-30B-10	50-30S-30-2	50-30S-30-1
18/36	50-36A-30	50-36B-10	50-36S-30-2	50-36S-30-1
22/44	50-44A-30	50-44B-10	50-44S-30-2	50-44S-30-1
25/50	50-50A-30	50-50B-10	50-50S-30-2	50-50S-30-1

